

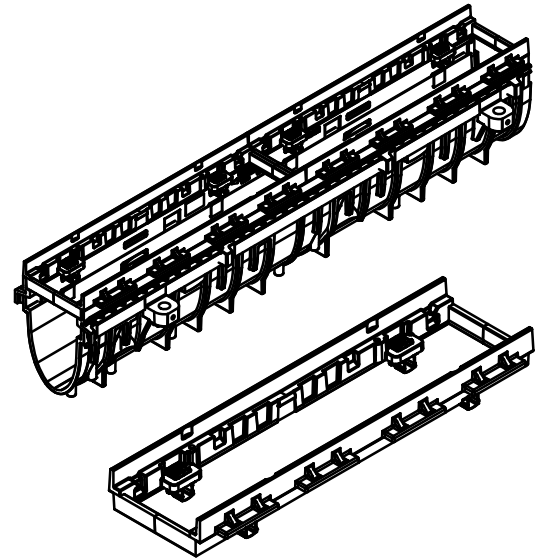
SPECIFICATION:

JOSAM 100C SERIES CHANNELS WITH DUCTILE IRON RAIL SHALL BE 39.4" (1000) LONG WITH 4" (102) INTERNAL WIDTH AND RADIUSED BOTTOM. INTERCONNECTING CHANNEL SECTIONS SHALL BE MADE OF SMC/GRP (SHEET MOLDING COMPOUND/GLASS REINFORCED POLYESTER) MATERIAL AND AVAILABLE WITH AND WITHOUT SLOPE. CHANNEL SUPPORT BRACKETS CAPABLE OF ACCEPTING RE-BAR, END OUTLETS, BOTTOM OUTLETS, ENDCAPS, AND CORNER/T CONNECTORS SHALL BE AVAILABLE. GRATE OPTIONS FOR LOADING CLASSES A-F WITH PRESSURE OR LOCKING BOLT SECURING DEVICES.

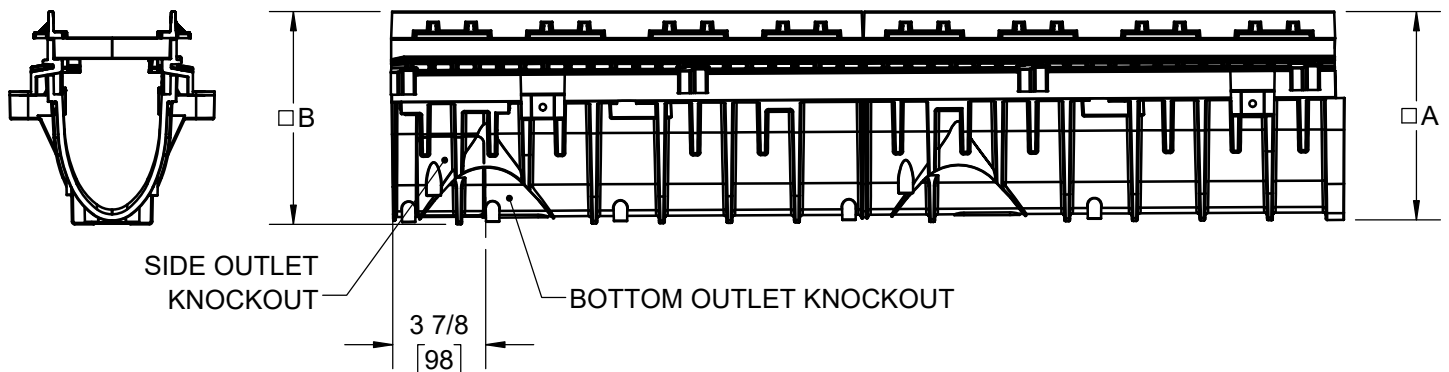
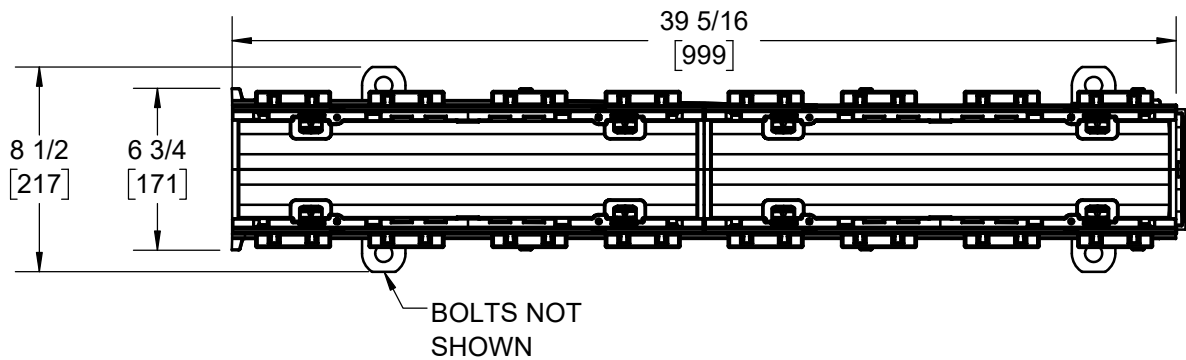
PRO-PLUS
4" INTERNAL WIDTH

SERIES **100C-DI RAIL**

CHANNEL NUMBER + 152441	DIM "A"	DIM "B"	WEIGHT (LBS)
100C	7.4	7.4	25.1
100C01	8.7	8.9	28.3
100C02	8.9	9.1	28.5
100C03	9.1	9.3	28.7
100C04	9.3	9.5	28.8
100C05	9.5	9.7	29.0
100C05N	9.7	9.7	29.2
100C06	9.7	9.9	29.3
100C07	9.9	10.1	29.5
100C08	10.1	10.3	29.7
100C09	10.3	10.5	29.9
100C10	10.5	10.7	30.1
100C11	10.7	10.9	33.0
100C12	10.9	11.1	33.2
100C13	11.1	11.3	30.4
100C14	11.3	11.5	30.5
100C15	11.5	11.7	30.7
100C15N	11.7	11.7	30.9
100C16	11.7	11.9	31.0
100C17	11.9	12.1	31.2
100C18	12.1	12.3	31.4
100C19	12.3	12.5	31.6
100C20	12.5	12.7	31.8



152441P DUCTILE IRON FRAME ONLY



WARNING: Cancer and Reproductive Harm - www.P65Warnings.ca.gov

DATE OF LAST CHANGE: 03/09/22

DIMENSIONS ARE SUBJECT TO MANUFACTURERS TOLERANCES AND CHANGE WITHOUT NOTICE. WE CAN ASSUME NO RESPONSIBILITY FOR USE OF SUPERSEDED OR VOID DATA.

JOSAM
MICHIGAN CITY, INDIANA

NOTES